

vtech®

User's Manual



nickelodeon
DORA
the
EXPLORER

LET'S HELP!



THE LEARNING APP TABLET

InnoTAB®

© 2012 Viacom International Inc. All Rights Reserved. Nickelodeon, Dora the Explorer and all related titles, logos and characters are trademarks of Viacom International Inc.

Dear Parent,

At VTech®, we know how much you enjoy staying on top of the hottest trends and having the most high-tech gadgets around. We also know that your kids feel the same way. With that in mind, we developed InnoTab®, our first multi-function tablet just for kids that brings all the magic of Mom's and Dad's tablets into a fun-filled learning experience that fits their active lifestyles.

InnoTab® is the next generation of learning toys for children that has a rich library of cartridge software with interactive animated e-books, learning games, creative activities along with a wide variety of additional apps. It features a 5" brilliant color LCD touch screen, a tilt-sensor for game control, as well as a USB port for downloads, SD card slot for memory expansion and a headphone jack, all housed in a sleek, durable and compact design for easy portability.

When playing with InnoTab®, kids can look, listen, touch, and tilt their way through activities to discover a world of fun whenever they want and wherever they go. Through interactive play, your child will develop skills in reading, math, social studies, science, music, creativity, and more—which we know is important to you.

At VTech®, we are dedicated to helping your children uncover their talents. We thank you for your trust in our products that encourage active minds through imaginative play.

Sincerely,

Your friends at VTech®

INTRODUCTION

¡Hola! Dora and Boots are going on an adventure to help their friends! Come along with them as they help Perrito find his twin brother, and save the Three Little Pigs from the Big Bad Wolf. You can also help Dora and Boots make great creations in the Creative activities. Are you ready to help? ¡Vámonos! Let's go!

INCLUDED IN THIS PACKAGE

1 InnoTab® cartridge – Dora the Explorer *Let's Help!*

1 InnoTab® cartridge user's manual

WARNING: All packing materials, such as tape, plastic sheets, packaging locks and tags are not part of this toy, and should be discarded for your child's safety.

ATTENTION Pour la sécurité de votre enfant, débarrassez-vous de tous les produits d'emballage tels que rubans adhésifs, feuilles de plastique, attaches et étiquettes. Ils ne font pas partie du jouet.

Note: Please keep the user's manual as it contains important information.

GETTING STARTED

STEP 1: Insert the InnoTab® Cartridge

Make sure the unit is turned off. Insert the InnoTab® cartridge firmly down into the cartridge slot located on the back of the unit and push until it clicks into place as shown in the below image.




2

STEP 2: Select the Cartridge Icon

Touch the cartridge icon on the InnoTab® desktop.

Note: Your InnoTab® desktop may look slightly different from the image at right, depending on which version of InnoTab® you own.



Cartridge icon

STEP 3: Choose How You Want to Play

There are three categories of play: Reading, Learning Games and Creativity. Touch an icon to choose.

Reading: Read or listen to the e-book while watching the animations.

Learning Games: Play three games that focus on specific learning skills.

Creativity: Create something new with the interactive creativity activities.

Note: If your version of InnoTab® has a built-in camera, a camera activity will appear in the cartridge menu as a third Creativity activity. If your version of InnoTab® does not have a built-in camera, this activity will not be available.



THE HARD KEYS



HOME

Exit the current activity and return to the InnoTab® desktop.



HELP BUTTON

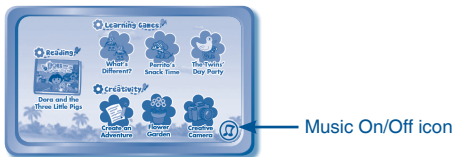
Replay instructions, or ask for a hint.

3

SETTINGS

Music On/Off

To turn the background music on or off, touch the **Music On/Off** icon on the cartridge menu.



Note: If your version of **InnoTab®** has a built-in camera, a camera activity will appear in the cartridge menu as a third Creativity activity. If your version of **InnoTab®** does not have a built-in camera, this activity will not be available.

Levels

For the games that provide two levels of play, a level selection menu will appear before the game starts. Touch Easy or Difficult to choose.



ACTIVITIES

Reading

Index Page

After touching the e-book icon, you will see an index page. You can start the story from the beginning or choose any page to start reading.

If you want to learn more about playing with the e-book, touch **How to Play**. You can also switch the e-book's vocabulary word highlights on or off by touching the **Vocabulary Highlight On/Off** icon.





Story Page

In each story page, touch anywhere on the screen to stop the story narration and enter **Free Play**. When the story narration has finished, you will enter **Free Play** mode automatically.

In **Free Play**, you can touch the words one by one to read the story at your own pace, touch highlighted vocabulary words to hear their definitions, or touch images in the art to see animations and hear fun voices and sounds. If you don't touch the screen for a while, the story narration will continue automatically to the next page.

Flick the screen left or right to play the previous or next page.

To listen to the story narration again, touch the **Replay** icon  on the screen. To go back to the index page, touch the **Index** icon  on the screen.



Learning Games

What's Different?

Dora, Boots and Perrito meet a lot of twins on the way to the Twins' Day Party. Help them find what's different in each pair of twins. Tap on what's different to choose it. Dora will say the answer in both English and Spanish.

Curriculum: Observation / Vocabulary / Spanish



Perrito's Snack Time

Perrito is hungry! Dora and Boots need to give him an energy snack. Tap the bag to count the snacks for Perrito. After he's had a snack, flick Perrito's toy to play fetch with him.

Curriculum: Counting



The Twins' Day Party

Dora, Boots and Perrito made it to the Twins' Day Party! Help them match up the twins and find Perrito's twin brother. Some of the twins are hiding, so you may need to flick different objects to look behind them. Tap the twins to choose.

Curriculum: Matching




Creativity

Create an Adventure

Dora and Boots are going on an adventure to help a friend. Fill in the missing parts in their adventure to create a storybook.

Curriculum: Creativity / Literacy Skills



Flower Garden

Isa wants to create a garden, and she needs Dora's help to plant and take care of the flowers. Plant different kinds of flower seeds, take good care of them, and send them to Dora's friends.

Curriculum: Creativity



Creative Camera

Take photos with your favorite characters or scenes from Dora the Explorer, or use stamps to customize and decorate your photos. You can view your photos in the Gallery.

Curriculum: Creativity

Note: If your version of **InnoTab**® has a built-in camera, a camera activity will appear in the cartridge menu as a third Creativity activity. If your version of **InnoTab**® does not have a built-in camera, this activity will not be available.



ONLINE FEATURES

Register online to keep track of your child's learning journey with personalized recommendations. You can also connect to our **Learning Lodge Navigator™** to download great apps, games, e-books and more!

If you have not already installed the **InnoTab®** version of the **Learning Lodge Navigator™** software on your computer, go to www.vtechkids.com/download to download and install it.

CARE & MAINTENANCE

1. Keep the **InnoTab®** cartridge clean by wiping it with a slightly damp cloth. Never use solvents or abrasives.
2. Keep it out of direct sunlight and away from direct sources of heat.
3. Avoid dropping it. **NEVER** try to dismantle it.
4. Always keep the **InnoTab®** cartridge away from water.

WARNING

A very small percentage of the public, due to an existing condition, may experience epileptic seizures or momentary loss of consciousness when viewing certain types of flashing colors or patterns. While **InnoTab® The Learning App Tablet** does not contribute to any additional risks, we do recommend that parents supervise their children while they play video games. If your child experiences dizziness, altered vision, disorientation, or convulsions, discontinue use immediately and consult your physician. Please note that focusing on an LCD screen at close range and handling touch screen or g.sensor controls for a prolonged period of time may cause fatigue or discomfort. We recommend that children take a 15-minute break for every hour of play.

TROUBLESHOOTING

Please note that if you try to insert or remove an **InnoTab®** cartridge without first turning the unit **OFF**, you may experience a malfunction. If this happens, and the unit does not respond to pressing the **ON/OFF** buttons, disconnect the AC adaptor from the main unit or remove the batteries. Then, reconnect the adaptor, or reinstall the batteries.

TECHNICAL SUPPORT

If you have a problem that cannot be solved by using this manual, we encourage you to visit us online or contact our Consumer Services Department with any problems and/or suggestions that you might have. A support representative will be happy to assist you.

Before requesting support, please be ready to provide or include the information below:

- The name of your product or model number (the model number is typically located on the back or bottom of your product).
- The actual problem you are experiencing.
- The actions you took right before the problem started.

Internet: www.vtechkids.com

Phone: 1-800-521-2010 in the U.S. or 1-877-352-8697 in Canada

COPYRIGHT NOTICES

Copyright 2012 **VTech**® Electronics North America, L.L.C. All Rights Reserved. **VTech**® and the **VTech**® logo are registered trademarks of **VTech**®. **InnoTab**® is a registered trademark of **VTech**® Electronics North America, L.L.C. All other trademarks are property of their respective owners.

© 2012 Viacom International Inc. All Rights Reserved. Nickelodeon, Dora the Explorer and all related titles, logos and characters are trademarks of Viacom International Inc.

IMPORTANT NOTE:

Creating and developing **InnoTab**® **The Learning App Tablet** products is accompanied by a responsibility that we at **VTech**® take very seriously. We make every effort to ensure the accuracy of the information that forms the value of our products. However, errors sometimes can occur. It is important for you to know that we stand behind our products and encourage you to call our Consumer Services Department at 1-800-521-2010 in the U.S. or 1-877-352-8697 in Canada, with any problems and/or suggestions that you might have. A service representative will be happy to help you.

OTHER INFO

DISCLAIMER AND LIMITATION OF LIABILITY

VTech® Electronics North America, L.L.C. and its suppliers assume no responsibility for any damage or loss resulting from the use of this handbook. **VTech**® Electronics North America, L.L.C. and its suppliers assume no responsibility for any loss or claims by third parties that may arise through the use of this software. **VTech**® Electronics North America, L.L.C. and its suppliers assume no responsibility for any damage or loss caused by deletion of data as a result of malfunction, dead battery, or repairs. Be sure to make backup copies of important data on other media to protect against data loss.

COMPANY : **VTech**® Electronics North America, L.L.C.

ADDRESS : 1155 West Dundee Rd, Suite 130, Arlington Heights, IL 60004 USA

TEL NO.: 1-800-521-2010 in the U.S. or 1-877-352-8697 in Canada

NOTE:

This device complies with Part 15 of the FCC Rules. Operation is subject to the following two conditions: (1) this device may not cause harmful interference, and (2) this device must accept any interference received, including interference that may cause undesired operation.

This Class B digital apparatus complies with Canadian ices-003.

Cet appareil numérique de la classe b est conforme à la norme nmb-003 du Canada.

This equipment has been tested and found to comply with the limits for a Class B digital device, pursuant to Part 15 of the FCC Rules. These limits are designed to provide reasonable protection against harmful interference in a residential installation. This equipment generates, uses and can radiate radio frequency energy and, if not installed and used in accordance with the instructions, may cause harmful interference to radio communications. However, there is no guarantee that interference will not occur in a particular installation. If this equipment does cause harmful interference to radio or television reception, which can be determined by turning the equipment off and on, the user is encouraged to try to correct the interference by one or more of the following measures:

- Reorient or relocate the receiving antenna.
- Increase the separation between the equipment and receiver.
- Connect the equipment into an outlet on a circuit different from that to which the receiver is connected.
- Consult the dealer or an experienced radio/TV technician for help.

Caution: Changes or modifications not expressly approved by the party responsible for compliance could void the user's authority to operate the equipment.